


Mounting instruction

1.

Cable:

- Attach the cable on two places.
- Place the micro ducts in the slots.
- Cut the micro ducts 25mm outside the steel plate.




2.

Mount the ODF in the cabinet/rack.




3.

- Put on the lid.
- Blow the fibre.
- Leave minimum 105cm of the fibre outside the duct.
- Splice the micro duct towards the pigtail. The pigtail should be minimum 75cm.
- Place the fibre in a loop according to the picture.



4.
Push the front to the stop position.



5.
Attach the front hood.

