



Discreet NanoClip™

Incredibly strong and invisibly small cable wall-clip

Features

- Discreet Cable Clip
- 2-3mm Dia Cable
- Push tool available for easy insertion
- Indoor / Outdoor
- 18th Edition compliant cable clip
- Secure, single-component design
- Quick & easy installation
- No plastic
- Melt point >1200°C
- No plugs, screws or washers are needed
- Corrosion-Resistant, UV Stable Coating
- Suitable for indoor or outdoor use

- Discreet and barely visible
- Made in Britain

Application

Low visibility Cable Wall Clip for retaining fiber optic cables along walls.

Design

The NanoClip™ is a fire-safe, 18th Edition compliant cable clip designed to fit 2mm and 3mm Fibre Optic cables, hearing loop cables and other small diameter cables. The NanoClip™ is suitable for domestic, commercial, and industrial use and ideal for any installation where a faster, safer, simpler... and smaller solution is needed.

Hexatronic have also developed a mechanical LINIAN clip insertion tool for easy insertion of the clips. Hexatronic is an official, proud stockist and distributor of LINIAN in the telecoms industry.

Product Information


THE NEW LINIAN NanoClip™ – an incredibly strong and invisibly small solution for installing fibre cables and other small diameter cables. Perfect in conjunction with the Hexatronic Discreet Cabling Solution.

Our insert tool for the Discreet NanoClips (FOTX-DIS-CLIP-PUSH) is also available to aid the swift installation

Technical Information




Product Color	White
Temperature, Operation [°C]	-45 to +80°C
Temperature, Storage [°C]	-45 to +80°C
Reaction to Fire	Fire Resistant - 18th Edition Compliant
Conformance	18th Edition Compliant

Technical Details



Blue Push Tool Hexatronic MDU FTTH Discreet Cable Fiber Optic



DRILL HOLE	INSERT CABLE	PUSH IT IN
<p>1. Drill a hole in your substrate We suggest a Ø3mm hole at a depth of 16mm.</p> 	<p>2. Insert the cable into the open side of the clip Make sure it stays seated in the side with the OPENING.</p> 	<p>3. Push it into the wall Insert with the CLOSED area of the clip facing into the wall.</p> 

Articles 8

Article name	Color
LINIAN Clip Insertion Tool FOTT-HX-FCT-5MM	Black
Fastener - Discreet NanoClip™ - 2mm - Metal - Black ENFF-DIS-CLIP-2MM-MTL-BK	Black
Fastener - Discreet NanoClip™ - 2mm - Metal - Brown ENFF-DIS-CLIP-2MM-MTL-BN	Brown
Fastener - Discreet NanoClip™ - 2mm - Metal - White ENFF-DIS-CLIP-2MM-MTL-WH	White
Fastener - Discreet NanoClip™ - 3mm - Metal - Black ENFF-DIS-CLIP-3MM-MTL-BK	Black
Fastener - Discreet NanoClip™ - 3mm - Metal - Brown ENFF-DIS-CLIP-3MM-MTL-BN	Brown
Fastener - Discreet NanoClip™ - 3mm - Metal - White ENFF-DIS-CLIP-3MM-MTL-WH	White
Insert tool for Discreet Cable Clip Clips FOTX-DIS-CLIP-PUSH	-